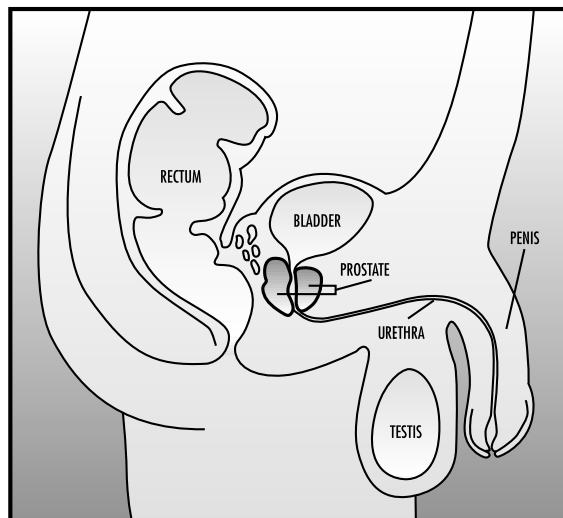


WHAT IS THE PROSTATE?



The prostate is one of the male sex glands. It is located below the bladder and in front of the rectum. The prostate is about the size of a walnut and produces a thick fluid that is part of semen. The prostate surrounds the upper part of the urethra, which is the tube that empties urine from the bladder.

WHAT IS PROSTATE CANCER?

Prostate cancer occurs when the cells of the prostate grow abnormally. These cells form a tumor and may also spread to other parts of the body.

Prostate cancer is one of the leading causes of death in men. This year, doctors will find over 317,000 new cases of prostate cancer, and 41,000 men will die of it.

*For more information,
please contact:*

AMC Cancer Research Center's
Cancer Information & Counseling Line

1-800-525-3777

AMC CANCER RESEARCH CENTER IS A MEMBER OF:



We see a world without cancer

A national, not-for-profit research institute
dedicated to the prevention of
cancer and other chronic diseases.

1600 Pierce Street • Denver, CO • 80214


Visit our web site: www.amc.org

1-800-321-1557

PROSTATE CANCER



*Finding
it early
can save
your life*



*Information
on early
detection
provided by*



We see a world without cancer

WHO IS AT RISK?

It's an unfortunate fact of life for many men: one out of every 11 will develop prostate cancer, with the risk rising dramatically after the age of 40.

If you are African American or if anyone in your family has had prostate cancer, you may be at higher risk than usual for developing prostate cancer in your lifetime.



TAKING CHARGE!

But there is good news. When prostate cancer is detected and diagnosed in its earliest stages, it is much easier to treat and treatment is more effective.



Remember:

Early detection of prostate cancer can save your life.

Follow these simple steps to protect yourself:

1 Get a prostate check-up once a year if you are over 40 years old.

In the earliest stages of prostate cancer, you may not feel any symptoms. That's why all men over 40 need a yearly check-up. There are a number of tests (see right) your doctor may perform to test for prostate cancer.

2 Know the symptoms of prostate cancer.


If you experience any of the symptoms, see your doctor immediately:

- *A need to urinate frequently, often at night*
- *Difficulty starting and stopping the urine flow*
- *Inability to urinate*
- *Weak or interrupted urine flow*
- *Blood in the urine*
- *Pain or burning when urinating*

TESTS INCLUDE:

Digital Rectal Exam

The doctor inserts a gloved, lubricated finger into the rectum and presses gently against the lower wall to feel for any lumps or abnormalities in the prostate.



PSA Test

Your doctor might also order a blood test called a “prostate-specific antigen” test (PSA). The PSA is a blood test that measures the level

of a special protein in the blood. When prostate cancer grows or when other prostate diseases are present, the amount of this protein in the blood will often go up.

Transrectal Ultrasound

Sound waves are used to create an image of your prostate on a screen to help your doctor detect tumors.